



# Add it Up

**P**  
Preschool



Two blue whales are shown, one on the left and one on the right. Each whale has a small blue fin on its back and a white tusk on its lower jaw. A pink plus sign is positioned between the two whales. To the right of the plus sign is a pink equals sign, followed by a large blue number 2.

$$1 + 1 = 2$$



Three pink stars are shown. The first star is on the left and is larger than the other two. It has a smiling face with two dots for eyes and a curved line for a mouth. A pink plus sign is positioned between the first star and the other two. To the right of the plus sign is a pink equals sign, followed by a large blue number 3.

$$1 + 2 = 3$$



Four orange shells are shown. The first shell is on the left and is significantly larger than the other three. It has a white spiral pattern on its surface. A pink plus sign is positioned between the large shell and the three smaller shells. To the right of the plus sign is a pink equals sign, followed by a large blue number 4.

$$1 + 3 = 4$$

# Table of Contents

---

## **Add It Up**

How Many Are There? #1  
How Many Are There? #2  
How Many Are There? #3  
How Many Are There? #4  
How Many Are There? #5  
Ocean Math  
Veggies Addition #1  
Fruity Addition #1  
Veggie Math  
Fruity Addition #2  
Animals Addition  
Garden Math  
It's Spring! Addition  
Harvest Time Addition  
Space Math  
Blossoms Addition  
Twinkle, Twinkle Addition  
Ducky in the Pond  
It's Summer! Addition  
Veggies Addition #2  
Fruit Math  
Flowers in the Garden

*Certificate of Completion*

Want more workbooks? Join [Education.com Plus](http://www.education.com/education-plus/) to save time and money.  
<http://www.education.com/education-plus/>

# How Many Are There?

Add together the little birds  
and write down how many there are!



+



=


4




+




=





+



=






+



=



# How Many Are There?

Add together the pretty flowers and write down how many there are!



# How Many Are There?

Add together the trees  
and write down how many there are!







# How Many Are There?

Add together the fall leaves and write down how many there are!



# How Many Are There?

Add together the swimming animals and write down how many there are!






# Ocean Math

How many of each picture do you see? Add them up and write the number in the box!


3

2



1

3



3

3






# Veggies

Addition 

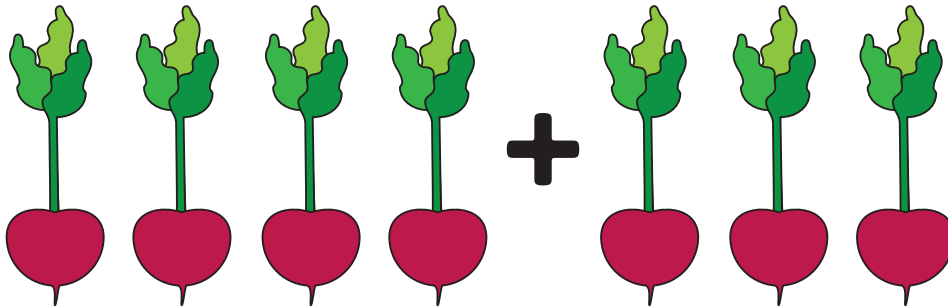
Add together the vegetables that are in each box and write your answer in the box on the right.

1




$$\begin{array}{r} 2 \\ +3 \\ \hline \end{array}$$

2




$$\begin{array}{r} 4 \\ +3 \\ \hline \end{array}$$

3



$$\begin{array}{r} 3 \\ +3 \\ \hline \end{array}$$

4




$$\begin{array}{r} 1 \\ +5 \\ \hline \end{array}$$

# Fruity

Addition 

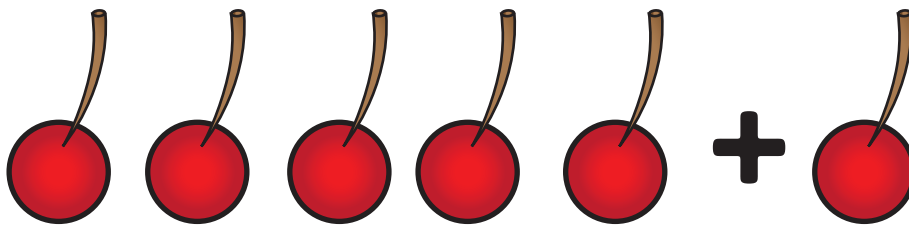
Add together the fruits that are in each box and write your answer in the box on the right.

1




$$\begin{array}{r} 4 \\ +2 \\ \hline \end{array}$$

2




$$\begin{array}{r} 5 \\ +1 \\ \hline \end{array}$$

3



$$\begin{array}{r} 3 \\ +3 \\ \hline \end{array}$$

4




$$\begin{array}{r} 2 \\ +3 \\ \hline \end{array}$$



# Veggie Math


How many of each picture do you see? Add them up and write the number in the box!

3




+

10




=

7




+

7




=

9



+

6



=

# Fruity

Addition 


Add together the fruits that are in each box and write your answer in the box on the right.

1



$$\begin{array}{r} 4 \\ +1 \\ \hline \end{array}$$

2




$$\begin{array}{r} 5 \\ +2 \\ \hline \end{array}$$

3



$$\begin{array}{r} 3 \\ +3 \\ \hline \end{array}$$

4




$$\begin{array}{r} 1 \\ +3 \\ \hline \end{array}$$

# Animals

Addition **+**


Add together the animals that are in each box and write your answer in the box on the right.

1




$$\begin{array}{r} 2 \\ +2 \\ \hline \end{array}$$

2




$$\begin{array}{r} 3 \\ +2 \\ \hline \end{array}$$

3



$$\begin{array}{r} 2 \\ +1 \\ \hline \end{array}$$

4




$$\begin{array}{r} 4 \\ +1 \\ \hline \end{array}$$



# Garden Math


How many of each picture do you see? Add them up and write the number in the box!

4




+

4



=

5



+

1



=

2



+

5



=

# It's Spring!

Addition 


Add together the spring items that are in each box and write your answer in the box on the right.

1




$$\begin{array}{r} 5 \\ +1 \\ \hline \end{array}$$

2



$$\begin{array}{r} 1 \\ +2 \\ \hline \end{array}$$

3



$$\begin{array}{r} 2 \\ +3 \\ \hline \end{array}$$

4



$$\begin{array}{r} 4 \\ +3 \\ \hline \end{array}$$

# Harvest Time

Addition 

Add together the grains that are in each box and write your answer in the box on the right.

1



$$\begin{array}{r} 4 \\ +6 \\ \hline \end{array}$$

2



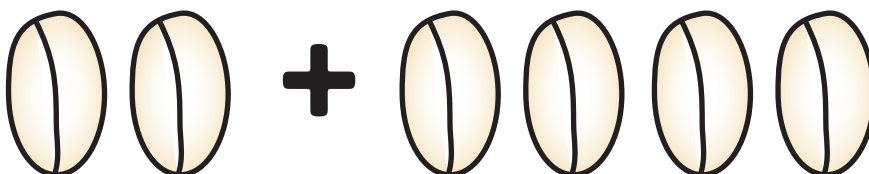
$$\begin{array}{r} 5 \\ +2 \\ \hline \end{array}$$

3



$$\begin{array}{r} 2 \\ +3 \\ \hline \end{array}$$

4



$$\begin{array}{r} 2 \\ +4 \\ \hline \end{array}$$

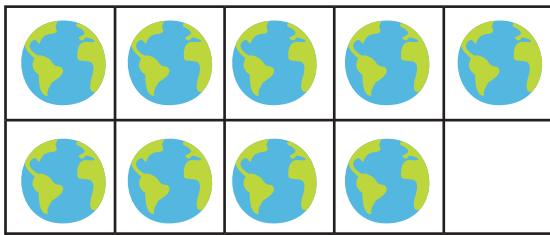




# Space Math

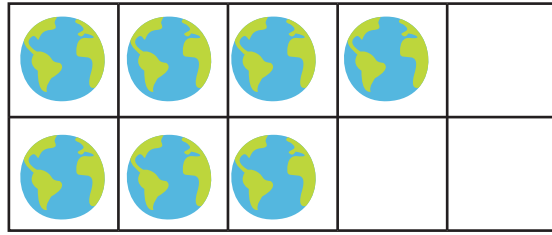
How many of each picture do you see? Add them up and write the number in the box!

9




+

7




=

10




+

5




=

7



+

8




=

# Blossoms

Addition 


Add together the flowers that are in each box and write your answer in the box on the right.

1



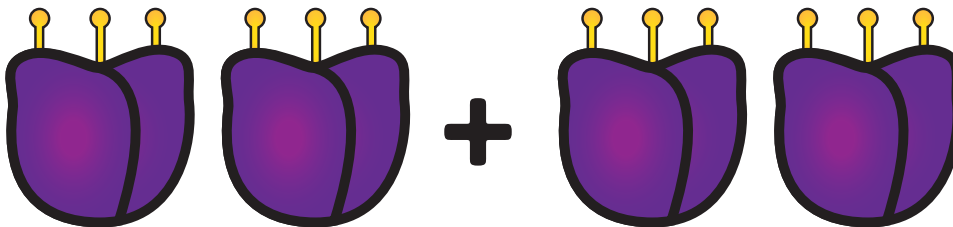
$$\begin{array}{r} 4 \\ +3 \\ \hline \end{array}$$

2



$$\begin{array}{r} 3 \\ +3 \\ \hline \end{array}$$

3



$$\begin{array}{r} 2 \\ +2 \\ \hline \end{array}$$

4




$$\begin{array}{r} 5 \\ +1 \\ \hline \end{array}$$

# Twinkle, Twinkle

Addition 

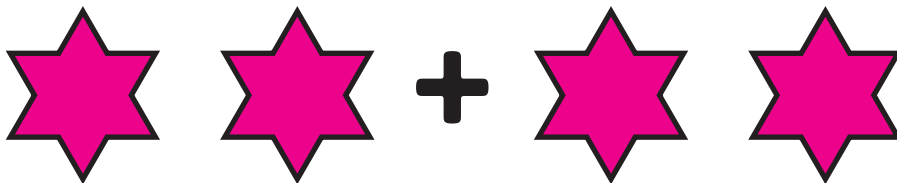
Add together the stars that are in each box and write your answer in the box on the right.

1




$$\begin{array}{r} 3 \\ +2 \\ \hline \end{array}$$

2




$$\begin{array}{r} 2 \\ +2 \\ \hline \end{array}$$

3



$$\begin{array}{r} 3 \\ +4 \\ \hline \end{array}$$

4

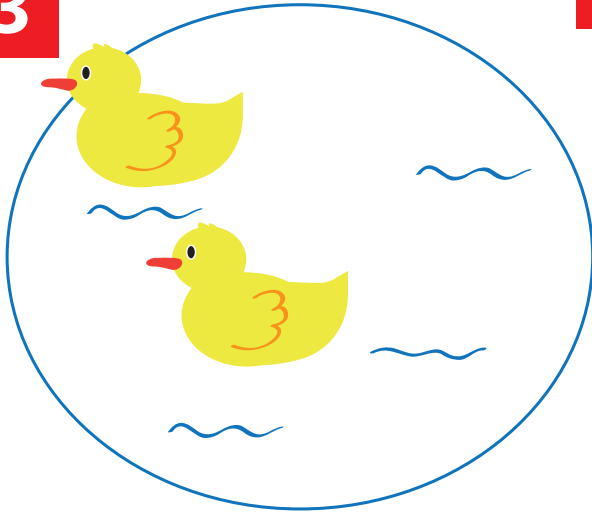


$$\begin{array}{r} 4 \\ +1 \\ \hline \end{array}$$


# Ducky In The Pond

These ponds are missing ducks. Cut out each duck below and paste them into the pond to match the number written.



3



5



8




# It's Summer!

Addition 

Add together the summer items that are in each box and write your answer in the box on the right.

1




$$\begin{array}{r} 3 \\ +1 \\ \hline \end{array}$$

2




$$\begin{array}{r} 2 \\ +3 \\ \hline \end{array}$$

3



$$\begin{array}{r} 1 \\ +2 \\ \hline \end{array}$$

4




$$\begin{array}{r} 4 \\ +2 \\ \hline \end{array}$$

# Veggies

Addition 

Add together the vegetables that are in each box and write your answer in the box on the right.

1




$$\begin{array}{r} 1 \\ +4 \\ \hline \end{array}$$

2



$$\begin{array}{r} 3 \\ +1 \\ \hline \end{array}$$

3



$$\begin{array}{r} 2 \\ +3 \\ \hline \end{array}$$

4



$$\begin{array}{r} 2 \\ +2 \\ \hline \end{array}$$













# Fruit Math



How many of each picture do you see? Add them up and write the number in the box!

10

2









 + 




 = 

8

3







 + 








 = 

6

7

 + 


									
									

 =

# Flowers In the Garden

These gardens are missing flowers! Cut out each flower below and paste them into the garden to match the number written.


2




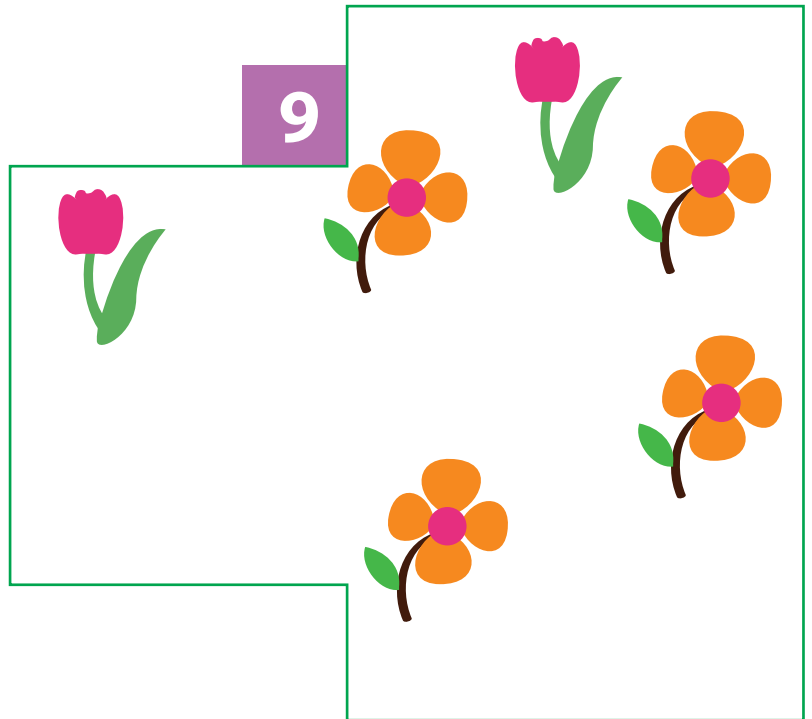
4



6



9





Great job!

---

is an Education.com math superstar

